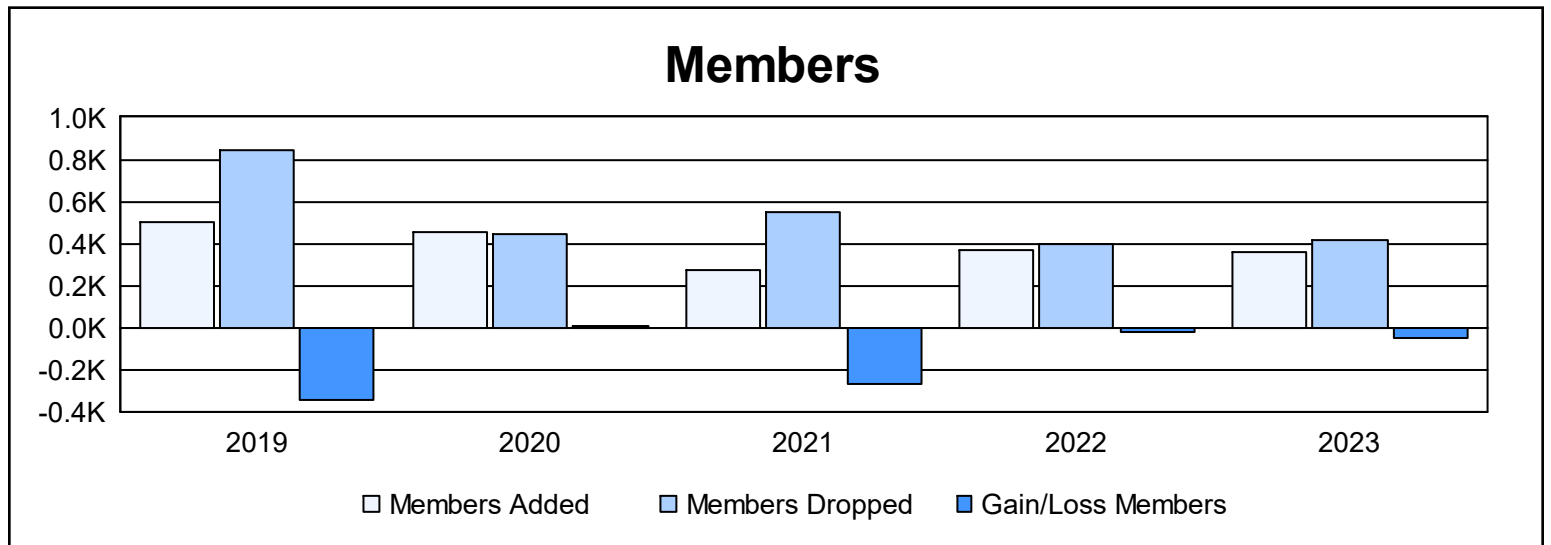
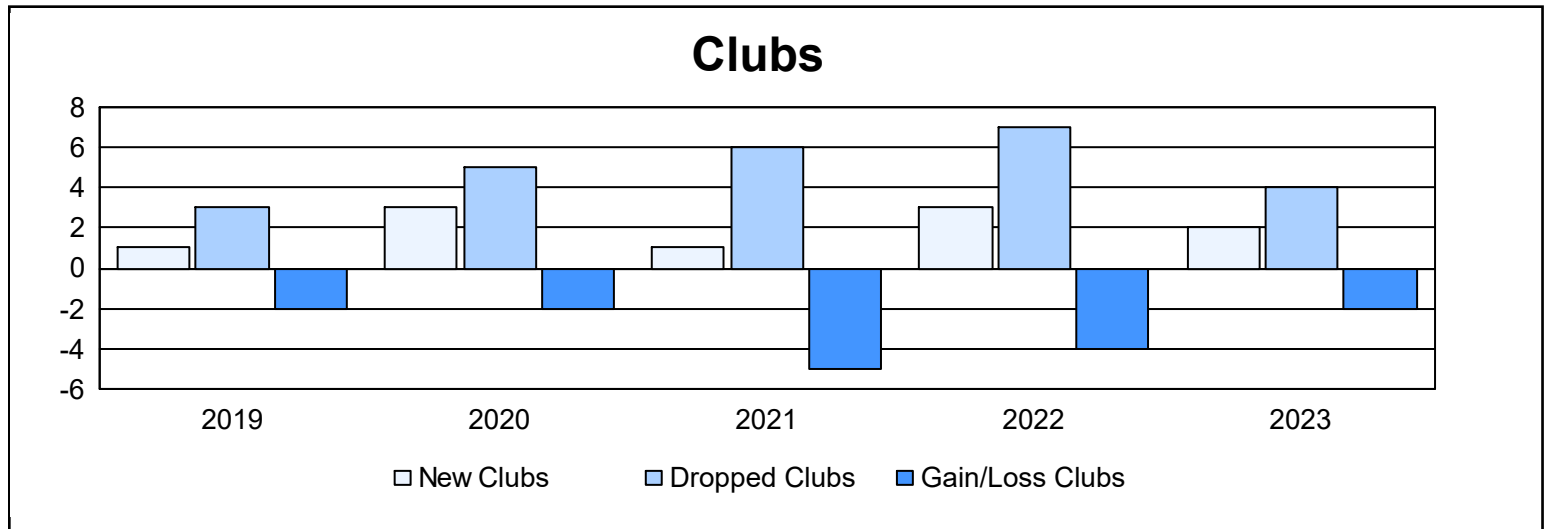
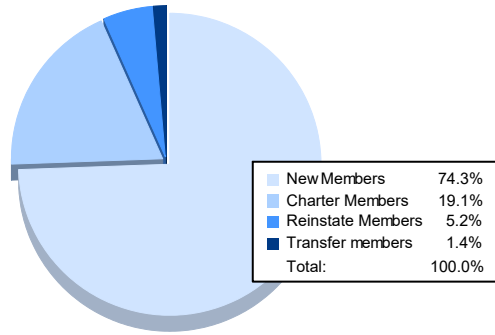


Year	New Clubs	Dropped Clubs	Gain/ Loss Clubs	New Members	Charter Members	Reinstate Members	Transfer Members	Total Member Added	Total Members Dropped	Gain/ Loss Members
2018-2019	1	3	-2	397	55	34	11	497	846	-349
2019-2020	3	5	-2	322	98	25	6	451	447	4
2020-2021	1	6	-5	238	22	8	4	272	544	-272
2021-2022	3	7	-4	273	83	9	3	368	394	-26
2022-2023	2	4	-2	269	69	19	5	362	412	-50
<b>Average</b>	<b>2</b>	<b>5</b>	<b>-3</b>	<b>300</b>	<b>65</b>	<b>19</b>	<b>6</b>	<b>390</b>	<b>529</b>	<b>-139</b>



### Membership Composition June 2023 Cumulative



### Gender Composition June 2023 Cumulative

